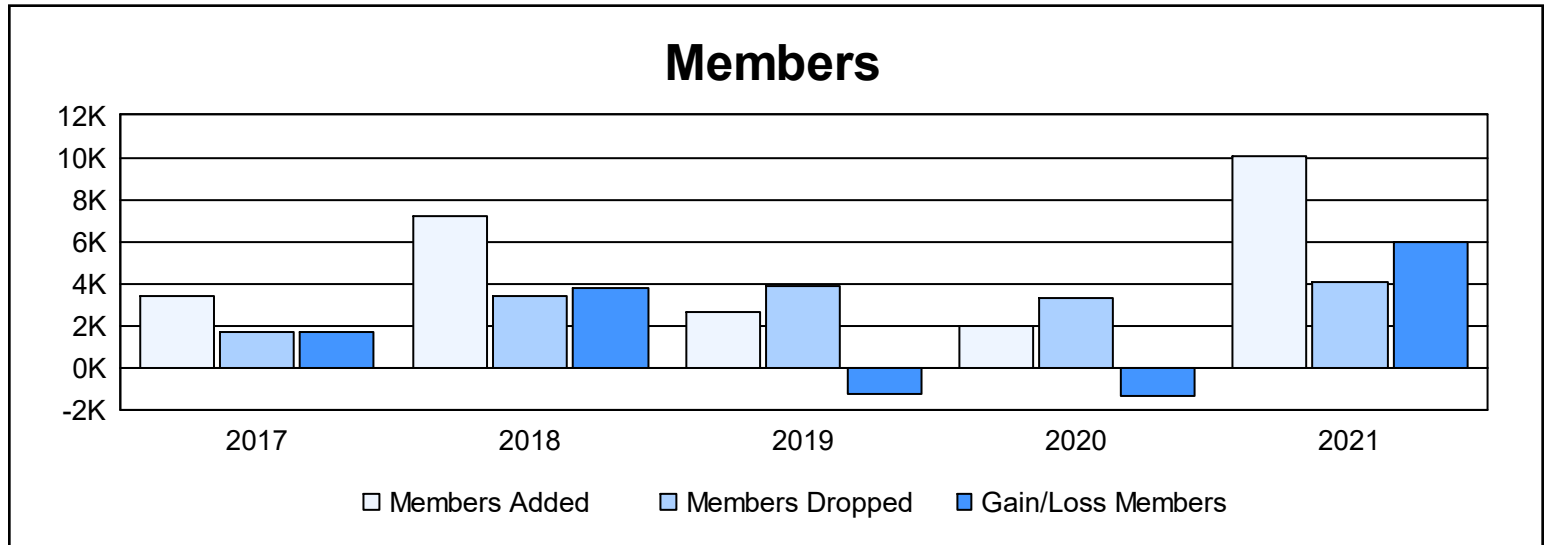
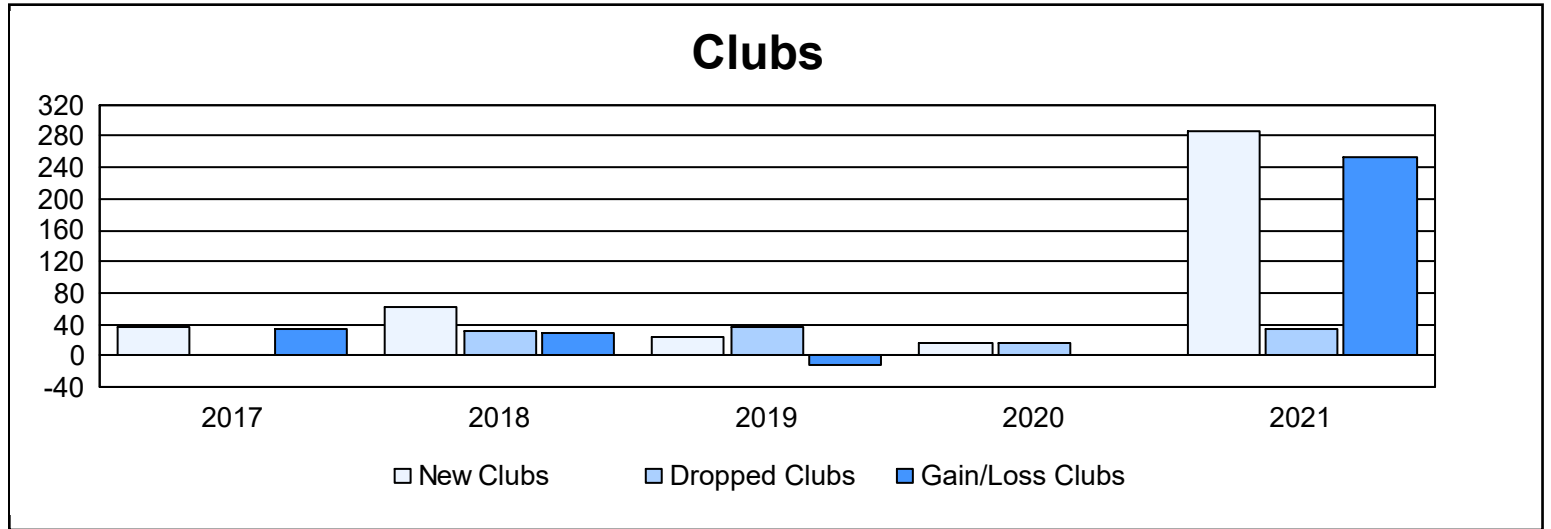
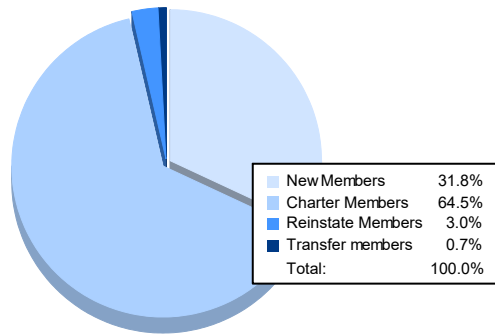


Year	New Clubs	Dropped Clubs	Gain/ Loss Clubs	New Members	Charter Members	Reinstate Members	Transfer Members	Total Member Added	Total Members Dropped	Gain/ Loss Members
2016-2017	37	2	35	2,311	954	105	62	3,432	1,723	1,709
2017-2018	63	33	30	5,199	1,547	357	57	7,160	3,364	3,796
2018-2019	24	36	-12	1,449	814	307	43	2,613	3,864	-1,251
2019-2020	17	17	0	1,044	553	222	115	1,934	3,282	-1,348
2020-2021	287	35	252	3,183	6,453	299	71	10,006	4,042	5,964
Average	86	25	61	2,637	2,064	258	70	5,029	3,255	1,774



Membership Composition June 2021 Cumulative



Gender Composition June 2021 Cumulative

